

Associazione SimpleMachines

HALF: HYPERDIMENSIONAL ADAPTIVE LIGHTNING FLOAT

A New Versatile Number
for Hyper Computing

HALF version 0.2.3

Authors

Sergio Sorrenti
nissan@etik.com

The name “HALF” is somewhat ironic ... as it represents more than just a regular half precision float. In Italian, “HALF” is translated to “MEZZO”, which implies the use of a transport medium for something that could also be significant, depending on how it is used and the medium it is associated with. In essence, HALF enables the integration of a medium and more from you, letting it dance with your values in a unified whole becoming ONE with your freedoms, ideas and meanings.

Catania, February 2025

Acknowledgements

I wish to express my gratitude for a “*vivid dream*” I had over two years ago. It occurred one morning, likely when I was half asleep, and it sparked my interest in representing circles in computation using fundamental hardware primitives. In this dream, *circles of varying dimensions manifested on a plane, akin to augmented reality—hovering in the air. Each circle persisted for a different duration, creating a multitude of them that danced under a complex scheme*, underlying by intuition a sophisticated computation session.

I owe thanks to my close friend, a computer scientist and engineer, who introduced me to the term “*hypersphere*” during one of my random searches. This term unexpectedly appeared while I was looking for something else. This introduction piqued my curiosity about novel ways to represent numerical data within the realm of hyperspheres, even if *I don’t fully grasp their immense potential in cutting-edge computer science*.

Furthermore, I appreciate a friend, enthusiast of **GNU Octave**, who shared an insightful perspective with a single sentence: “*Numbers emerge in reality in lower dimensions from a multitude of higher unfixed dimensions.*” This statement further fueled my curiosity. Then in a few hours i had the idea of a ***float breaking through dimensions as needed***, just a point in Euclidean space, but yes was a number, and dynamic, maybe a *new number type*...

Being fundamentally a solo explorer into this **HALF** initial research, with the need to test the concept and probable implications in various fields of research, I am grateful for the platform provided by ***DuckDuckGo’s AI chat service, Claude and LLAMA***, which allowed me to experiment and focus on the core of the work, rather than the form of this draft.

Contents

1	Introduction	1
2	Strategic Vision and Technological Landscape	2
2.1	Current State and Technology Gap	2
2.2	HALF's Strategic Position	2
2.3	Strategic Technology Choices	3
2.4	The GPU/PPU Transition	3
2.5	Core Principles and Long-Term Vision	4
3	Structure of HALF	5
3.1	Headers Definition:	7
3.2	Header One 16bit - HALF Structure definition	7
3.2.1	Header One Precision Fields	7
3.3	Header Two 32bit - Precision Control Header	8
3.3.1	Header Two Precision Encoding	8
3.4	Value Representation	9
3.4.1	Why Posit instead of standard Floats IEEE 754 ?	9
4	Memory Architecture	9
4.1	Introduction to Monad Memory Cell	9
4.2	Memory Granularity System	12
4.3	Metadata Management and JSON Structure	12
4.4	Memory Implementation Details	12
4.5	Hierarchical Naming Structure	12
4.6	Memory Access Patterns	15
4.7	Caching Architecture	16
4.8	Error Management	16
4.8.1	IPv6 Integration (128 bits)	17
4.9	Advanced Metadata Scenarios	17
5	HALF: A Unified Framework for Geometric Representation	19
6	Basic Structure	19
7	Core HALF Types	21
7.1	Classification	21
7.2	Points and Hyperspheres	21

7.3 Vectors	21
8 n-Spherical Geometry and Map Operations	21
9 Simple Examples	22
9.1 In 3D Space	22
10 Visual Intuition	24
11 Dimensional Relationships	24
11.1 Dimensional Reduction Principle	24
11.2 Example Chain	25
11.3 Practical Implications	25
12 Wave Properties	25
13 A More Complex Way - Coupled HALF	25
13.1 Coupling Structure	26
13.2 Activation	26
13.3 Applications	26
13.4 Fields Implementation	26
13.5 Coupling Benefits	28
14 Summary and Implications	28
14.1 Hyperspherical Containment and Dimensional Breakthrough	28
14.2 Geometric Operations on Spherical Surfaces	28
15 Negative d_0 and Dimensional Breakthrough	29
15.1 Core Properties	29
15.2 Bidirectional Nature	29
15.3 Structural Properties	30
15.4 Framework Integration	30
16 Wave Properties and Energy Field	30
16.1 Dual Nature of Wave Properties	30
16.2 Energy Field and Conservation	32
16.3 Coherent Domains and Resonance	33
17 Resonance in HALF: Spatial, Temporal, and Synchronistic	34
17.1 Simple Explanation: The Cosmic Dance of HALF	34
17.2 Formal Description: The Mechanics of HALF Resonance	34

17.3Mathematical Formulation: Rigorous Definition of HALF Resonance	35
17.3.1Dynamic Signature Calculation	35
17.3.2Multi-State Storage	36
17.3.3Resonance Function	36
17.3.4Dimensional Breakthrough	36
17.3.5Temporal Resonance	36
17.3.6Synchronicity Detection	37
17.3.7Synchronicity Impact	37
17.4Implementation Considerations	39
17.5Conclusion and Future Directions	39
17.6Resonance as Efficient System Pattern Matching	40
17.7Resonance and IPv12 Communication	41
17.8Core System Implications of Resonance	41
18Dimensional Breakthrough Integration	41
19Locality and Resonance Interaction	41
20Computational Paradigm	43
21Storage Architecture	43
22Application Domains	44
22.1Signal Processing and Neural Interfaces	44
22.2Light and Sound Field Modeling	44
22.3Virtual Reality and Augmented Reality	45
22.4Physical and Mathematical Simulation	45
22.4.1Quantum Systems	45
22.4.2Field Theory Applications	46
22.4.3Mathematical Analysis	46
22.4.4Cosmological Applications	47
23Computational Complexity and Performance	48
23.1Basic Operations	48
23.2Parallelization Strategy	48
24Development Roadmap	48
24.1Phase 1: Prototyping and Validation	49
24.2Phase 2: Core Implementation	49

24.3Phase 3: Hardware Optimization	49
24.4Phase 4: Advanced Framework	49
24.5Phase 5: VR Extensions	49
24.6IPv12 Integration	50
25 Conclusion	50
25.1Beyond Probabilistic and Quantum Computers: A Future Perspective . . .	52
A Complementary addendum - Research over IPv12	1
A.1 Essential Features	1
A.2 Integration with HALF	1
A.3 Capillary Computing Vision	1
A.4 Harnessing Idle Computing Power	2
A Philosophical out of Paper addendum - Reflections from the Deep	1
A Hyperspherical Octantal Harmony between HALF	
POT Computing and the Faggiani-Claude Sphere	1
A.1 P-trits: A Geometric Foundation	2
A.2 The Faggiani-Calude (FC) Sphere: An Octet of P-trits	2
A.3 Resonance and Wave Properties: The Music of the Sphere	3
A.4 The Synergy with HALF: A Perfect Match	4
A.5 Implementation and Applications	4
A.6 Future Directions	5

1 Introduction

When you first hear about HALF (Hyperdimensional Adaptive Lightning Float), you might think it's just another floating-point format. It's not. HALF represents what we believe could be a fundamental reimagining of how we represent and process numbers in computing, where every number inherently exists in n-spherical space.

Why n-spheres? Start with something familiar: a simple sphere in 3D space. Now extend it to a 4-sphere, where suddenly you can map and connect entire 3D worlds on its surface. Push this to 7 dimensions, and on the resulting 6-dimensional surface, you could represent observable aspects of quantum interactions, complex systems, or complete sets of physical parameters. Recent discoveries in physics and mathematics suggest, and our intuition hints, that there could be no way better than this for organizing multidimensional information.

The framework emerged from our search for simplicity in complexity. Modern computing struggles with growing challenges - from databases to scientific simulations, from VR environments to field modeling, from wave phenomena to quantum systems. We're proposing HALF as a unified approach: everything exists on the surface of a hypersphere, following the elegant rules of spherical geometry while naturally incorporating wave properties through amplitude, frequency, and phase components.

HALF starts small but thinks big. Each instance begins as a point in n-spherical space but can grow to represent rich structures with up to 16 fields - including dimensions, waves, time, and energy. In a coupled configuration, it naturally handles complex numbers and fields. Its monad memory can scale from tiny 32-byte cells to massive spaces, making distributed computing elegant and efficient through IPv12 integration.

What makes HALF unique is its ability to unify several computational paradigms. As a data structure, it combines tensor-like properties with native geometric features, while as a computational framework, it bridges computer graphics, distributed computing, and wave-based physics. Perhaps most intriguingly, it introduces novel concepts like dimensional breakthrough - where a negative d_0 opens doorways to entire new dimensional structures while maintaining the elegance of spherical geometry.

The framework shows particular promise where geometry meets wave phenomena. In virtual and augmented reality, it offers native handling of multidimensional spaces and wave physics. Theoretical physicists find in HALF a natural representation for quan-

tum fields and wave-particle duality. Computer graphics benefits from efficient processing of complex geometries and light fields, while engineering simulations gain a unified approach to electromagnetic and structural analysis. Even audio processing finds a natural home here, with direct representation of acoustic fields and wave propagation.

Whether you are developing VR environments, modeling physical systems, exploring mathematics, or building next-generation distributed applications, we are offering something to explore together: a computational framework that mirrors nature's own patterns. This isn't just another number format - it might be one of the most natural ways to represent computational reality we have yet discovered, particularly where geometric precision meets wave behavior.

This paper outlines our current understanding of HALF, from its core ideas to potential applications, showing how simple spherical principles can enable powerful new approaches across science and computing. We invite you to join us in exploring these possibilities and helping to shape what might become a fresh perspective on computation.

2 Strategic Vision and Technological Landscape

2.1 Current State and Technology Gap

We are witnessing an unprecedented flow of capital in the computing industry. Government agencies and private investors are pouring billions into quantum computing laboratories, driven by the promise of quantum AI breakthroughs. However, quantum AI computing remains fundamentally unrealizable without substantial advances in photonics - advances that will require at least three decades of scientific progress. This reality gap between investment expectations and technological feasibility creates a critical need for practical solutions in the present.

Simultaneously, GPU manufacturers are seeing massive investments and orders pushed to deliver performance levels that are approaching fundamental physical limits. This dual pressure - the rush toward quantum computing and the squeeze on GPU capabilities - creates a complex landscape where immediate practical needs often clash with long-term technological aspirations.

2.2 HALF's Strategic Position

The HALF hyperspherical distributed computing model approaches these challenges primarily through software innovation, designed to maximize the potential of existing GPU

architectures while remaining hardware-agnostic. This software-first approach enables:

- Immediate deployment and integration with current infrastructure
- Flexibility for future hardware evolution
- Efficient utilization of existing computational resources
- Scalability across different computing paradigms

2.3 Strategic Technology Choices

Our alignment with Intel's Xe architecture and oneAPI framework reflects both practical considerations and long-term vision. Intel's approach with Xe represents more than just another GPU architecture - it embodies a fundamental shift in how we think about heterogeneous computing. The oneAPI framework provides several strategic advantages:

- **Universal Compatibility** Through oneAPI, our software can run efficiently across different hardware architectures - CPUs, GPUs, FPGAs, and future accelerators - without maintaining separate codebases.
- **Industry Momentum** The recent formation of the Unified Acceleration Foundation (UXL), backed by tech giants like Google, ARM, Qualcomm, and Samsung alongside Intel, validates our choice and suggests a broader industry shift toward open standards.
- **Future-Ready Development** OneAPI's abstraction layer means we can seamlessly integrate new hardware capabilities, including potential probabilistic computing features, as they become available.

2.4 The GPU/PPU Transition

As the computing landscape evolves, we're witnessing early signs of a transition in parallel processing architectures. While GPUs continue to dominate the current scenario, emerging probabilistic processing architectures (PPUs) are showing promise for specific computational challenges. The HALF model, being hardware-agnostic and fundamentally probabilistic in its software approach, is naturally positioned to bridge this transition.

Our design philosophy anticipates this evolution without being dependent on it. By implementing probabilistic computing patterns in software, HALF achieves immediate benefits on current GPU architectures while remaining perfectly aligned with future probabilistic hardware developments.

2.5 Core Principles and Long-Term Vision

Our strategic positioning reflects core principles that guide our development:

- **Open Standards** Commitment to interoperability and community-driven development
- **Long-Term Sustainability** Prioritizing sustainable technological evolution over short-term convenience
- **Innovation with Purpose** Developing solutions that address both current needs and future possibilities
- **Adaptive Architecture** Maintaining flexibility to evolve with emerging computing paradigms

The next 3-5 years will likely see significant developments in computing architectures. HALF's fundamental choices anticipate and align with this evolution, making it uniquely positioned to bridge current needs and future capabilities while maximizing the potential of today's technology.

3 Structure of HALF

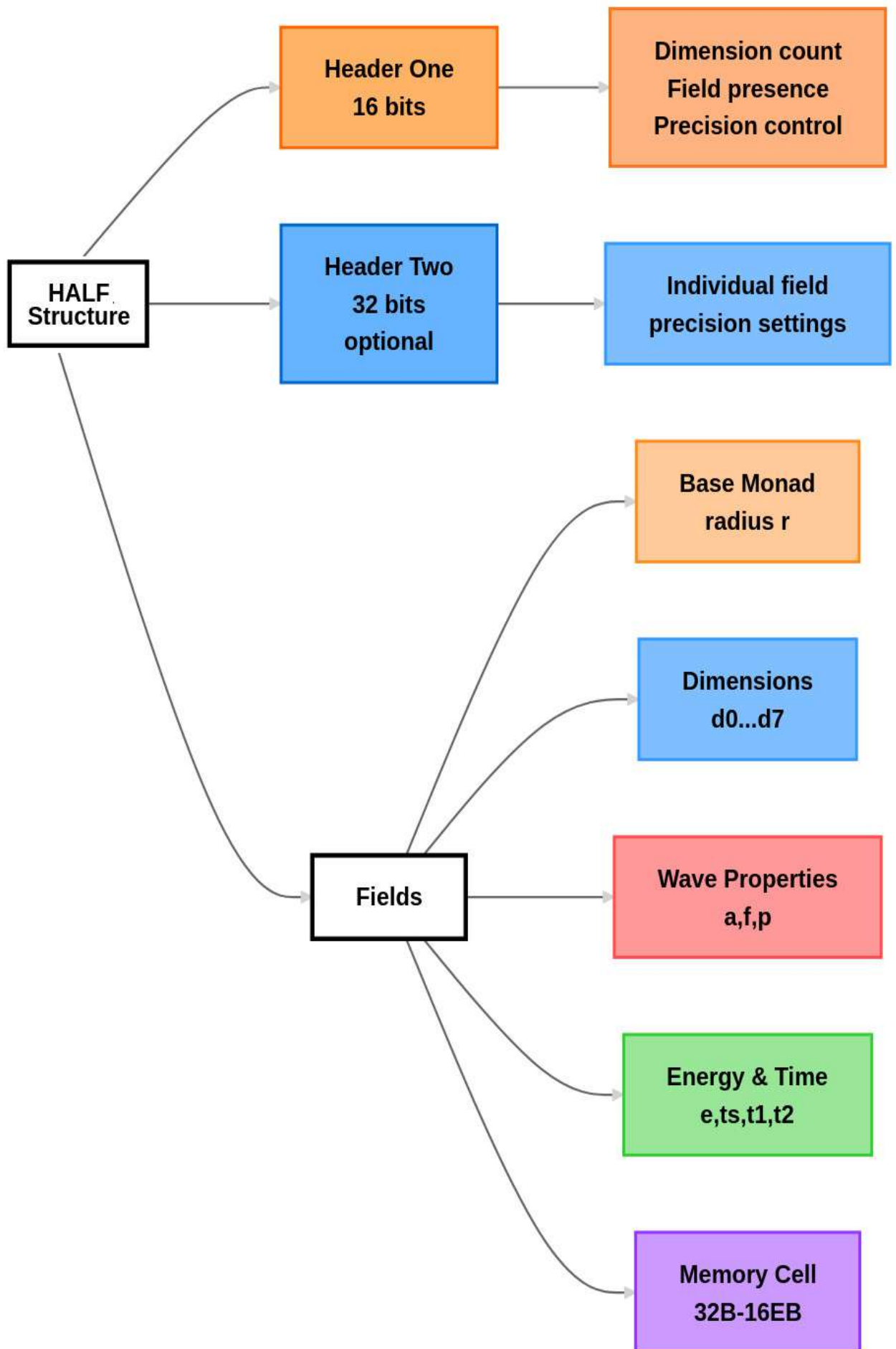
A HALF number h is defined as a tuple:

$$h = (h_{r1}, h_{r2}, h_m, h_{d0...7}, h_a, h_f, h_p, h_e, h_{ts}, h_{t1}, h_{t2}, h_{mm})$$

Where:

- $h_{r1} \in \{0, 1\}^{16}$ is the primary header
- $h_{r2} \in \{0, 1\}^{32}$ is the secondary header (conditional)
- $h_m \in \{0, 1\}^{8,16,32,64}$ is the monad weight or radius in Posit
- $h_{d0...7} \in \{0, 1\}^{8,16,32,64 \times n}$ represents from 0 to 7 dimensions in Posit
- $h_a \in \{0, 1\}^{8,16,32,64}$ is the wave amplitude
- $h_f \in \{0, 1\}^{8,16,32,64}$ is the wave frequency
- $h_p \in \{0, 1\}^{8,16,32,64}$ is the wave phase
- $h_e \in \{0, 1\}^{8,16,32,64}$ is the energy-weight
- $h_{ts} \in \{0, 1\}^{8,16,32,64}$ is the time-stamp
- $h_{t1} \in \{0, 1\}^{8,16,32,64}$ is the time coordinate 1
- $h_{t2} \in \{0, 1\}^{8,16,32,64}$ is the time coordinate 2
- $h_{mm} \in \{0, 1\}^{64B...320Q-EB}$ is the monad memory cell (in bytes)

Note that each HALF instance works with real numbers and requires Header One plus a minimum of 1 field, up to 16 fields of reals (posit) shown above, as specified by Header One configuration. Operations with real numbers are performed using a single HALF structure. For complex number operations, it is possible to couple two HALF, as described later in this paper.



Header Structure

3.1 Headers Definition:

- **Header One (16 bits):** Mandatory, specifies the configuration of an HALF.
- **Header Two (32 bits):** Optional, enabled by flags in Header One precision fields, specifies individual Posit precision for all HALF numeric fields.

Header Bit Breakdown

3.2 Header One 16bit - HALF Structure definition

- Bits 15-13: Number of active dimensions (3 bits, 0-7)
- Bit 12: Wave components presence (Amplitude, Frequency, Phase)
- Bit 11: Energy field presence
- Bits 10-9: Space type and HALF-Orange/Azure - Coupled:
 - 00: Euclidean real
 - 01: Euclidean complex - uses a coupled HALF for imaginary part
 - 10: Hilbert real
 - 11: Hilbert complex - uses a coupled HALF for the imaginary part
- Bits 8-7: Monad & Dimensions precision
- Bits 6-5: Wave components precision
- Bits 4-3: Time coordinates precision
- Bits 2-1: Energy precision
- Bit 0: Memory Cell Present (0=no, 1=yes)

3.2.1 Header One Precision Fields

For all 2-bit precision fields in Header One:

- 00: Posit16 (base precision)
- 01: Posit32 (enhanced precision)

- 10: Posit64 (maximum precision)
- 11: Variable precision (activates Header Two)

3.3 Header Two 32bit - Precision Control Header

Header Two is activated when any precision field in Header One is set to '11', enabling field-specific precision control including Posit8 support.

- Bits 0-1: Posit Precision for Base Monad Radius
- Bits 2-3: Posit Precision for Zero Dimension
- Bits 4-5: Posit Precision for Dimension 1
- Bits 6-7: Posit Precision for Dimension 2
- Bits 8-9: Posit Precision for Dimension 3
- Bits 10-11: Posit Precision for Dimension 4
- Bits 12-13: Posit Precision for Dimension 5
- Bits 14-15: Posit Precision for Dimension 6
- Bits 16-17: Posit Precision for Dimension 7
- Bits 18-19: Posit Precision for Wave Amplitude
- Bits 20-21: Posit Precision for Wave Frequency
- Bits 22-23: Posit Precision for Wave Phase
- Bits 24-25: Posit Precision for Energy
- Bits 26-27: Posit Precision for Time t_s - timestamp
- Bits 28-29: Posit Precision for Time t_1 - time 1
- Bits 30-31: Posit Precision for Time t_2 - time 2

3.3.1 Header Two Precision Encoding

For each 2-bit field in Header Two:

- 11: Posit8 (minimal precision)
- 00: Posit16 (base precision)
- 01: Posit32 (enhanced precision)
- 10: Posit64 (maximum precision)

3.4 Value Representation

All values in HALF use **Posit encoding**. If the extended precision range is enabled, each Posit value within a HALF is dynamically selected from Posit8, Posit16, Posit32, or Posit64. If the extended range precision is not enabled, all Posit values are Posit16.

3.4.1 Why Posit instead of standard Floats IEEE 754 ?

The main reason is more precision with same bit number. The second, the mitigation of round-off errors using Quire, a sort of small notebook to mitigate precision loss in operation. A posit64 may have 21 decimals .

Particularly the latest version, (Posit v2.0, 2022), that we adopt for HALF, presents several advantages over the traditional *IEEE 754 floating-point standard*. Posits also feature a *simplified design and implementation, enhanced precision, accuracy and enhanced performance in hardware*.

4 Memory Architecture

4.1 Introduction to Monad Memory Cell

The memory structure in HALF represents an innovative paradigm for memory organization and management within hyperspheres. Each HALF monad/hypersphere can optionally include a memory cell that scales from embedded to massive distributed systems, supporting address spaces up to 128 bits with an embeddable fundamental granularity of 1KB.

This memory architecture serves multiple purposes:

1. Data Storage and Processing

- Local storage for computational results
- Caching of frequently accessed values
- Temporary workspace for complex operations
- Real-time processing buffers

2. Distributed Computing

- Network-addressable storage through IPv12 integration
- Support for distributed hyperspherical calculations
- Seamless data sharing between computational nodes

- Dynamic resource allocation across networks

3. Geometric Integration

- Natural mapping to hyperspherical surfaces
- Geometric coherence in data organization
- Support for n-dimensional computations
- Spatial relationship preservation

4. System Management

- Granular memory management
- Efficient resource utilization
- Real-time monitoring and optimization
- Error detection and recovery

The memory is organized through a natural hierarchy that reflects the geometric structure of the hypersphere:

- The hypersphere itself defines the global memory domain
- Masks identify logical regions on the hypersphere surface
- Segments represent contiguous memory areas within masks

This hierarchical organization is managed through a JSON metadata system that specifies:

- Memory configuration (addressing and granule)
- IPv12 addresses for distributed communication
- Masks and segments with their attributes
- Access and synchronization policies

The memory structure follows a fixed-length header design with variable data fields:

$$Hm = \langle Hmnh, DataFields \rangle \quad (1)$$

where:

- *Hmnh* is the monad memory header
- *DataFields* are the monad data fields

The monad memory header (*Hmmh*) consists of:

Granule (1 bit) | Memsize (16, 32, 64, or 128 bits) | Internal IPv12
Address (128 bits) | JSON Metadata (DataSize/1000)

Where the JSON metadata size follows a 1:1000 ratio with the data size:

- 1 KB metadata for 1 MB data
- 1 MB metadata for 1 GB data
- 1 GB metadata for 1 TB data
- 1 TB metadata for 1 PB data
- 1 PB metadata for 1 EB data

The JSON metadata file maintains the complete memory structure specification, operational parameters, and configuration settings.

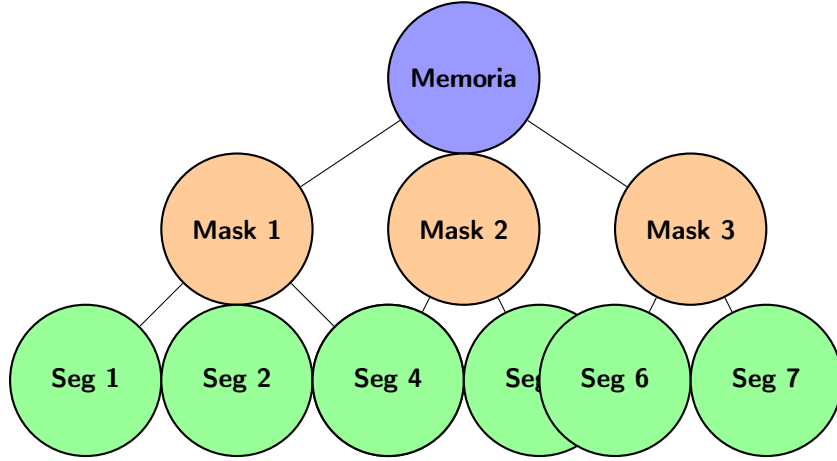


Figure 1: HALF Memory Hierarchy: From Hypersphere to Segments

The memory structure follows a fixed-length header design with variable data fields:

$$Hmm = \langle Hmmh, DataFields \rangle \quad (2)$$

where:

- *Hmmh* is the monad memory header
- *DataFields* are the monad data fields

The monad memory header (*Hmmh*) consists of:

Memsize dbit (16, 32, 64, or 128 bits) | IPv12 (256 bits) | JSON Config

dbit	Memory Size
00	16 bit
11	32 bit
10	64 bit
01	128 bit

4.2 Memory Granularity System

The memory system implements five distinct memory classes, providing a consistent framework across different scales of operation, from micro-scale computations to astronomical data volumes.

Table 1: Memory Granularity Classes and Addressing Specifications

Class	Address Bits	Slots	Granule Size	Max Size
Micro Scale	16	65,536	1 KB	64 MB
Small Scale	32	4.3B	1 KB	4 TB
Medium Scale	64	18.4Q	1 KB	15 PB
Large Large	128	2^{128}	1 KB	302Q EB

4.3 Metadata Management and JSON Structure

The memory system implements a proportional metadata scaling mechanism using JSON format, where the metadata size maintains a consistent 1:1000 ratio with the data size:

Table 2: Metadata Scaling Ratios

Data Size	Metadata Size
1 MB	1 KB
1 GB	1 MB
1 TB	1 GB
1 PB	1 TB

4.4 Memory Implementation Details

The fixed 1K granule combines with the addressing scales:

4.5 Hierarchical Naming Structure

The memory system implements a three-level hierarchical naming structure that provides clear organization and identification of memory components:

Table 3: Addressing and Granularity Combinations

Scale	Address Bits	Granule Options	Max Size
Micro	16	1KB	64MB
Small	32	1KB	4TB
Medium	64	1KB	15PB
Large	128	1KB	302Q EB

- **Hypersphere Name:**
 - Root level identifier
 - Globally unique within IPv12 space
 - Describes primary function or role
- **Mask Name:**
 - Second level identifier
 - Unique within hypersphere
 - Groups related segments
- **Segment Name:**
 - Leaf level identifier
 - Unique within mask
 - Identifies specific memory function

The naming system serves multiple purposes:

- Clear identification and debugging
- Systematic memory management
- Self-documenting structures
- Maintenance and monitoring support

Example of the complete naming hierarchy:

```
{
  "hypersphere-name": {
    "memory_config": {
      "addressing": "32bit",      // "8bit", "16bit", "32bit", "64bit", "128bit"
      "granule": "1KB"          // "64B" o "1KB"
    },

```

```

"ipv12": {
  "external": "2001:db8::1234:5678",
  "internal": "fd00:1234:5678::",
  "hardware_section": "compute_node_7"
},
"masks": [
  {
    "id": "physics_engine_primary",
    "segments": [
      {
        "id": "particle_dynamics",
        "start_slot": 1000,
        "end_slot": 2000,
        "access_mode": "read-write",
        "refresh": {
          "enabled": true,
          "interval": {
            "value": 100,
            "unit": "ns"
          }
        }
      }
    ]
  },
  {
    "id": "field_calculations",
    "remote": {
      "ipv12": {
        "external": "2001:db8::1234:5678",
        "internal": "fd00:1234:5678::",
        "hardware_section": "compute_node_7"
      },
      "start_slot": 3000,
      "end_slot": 4000,
      "access_mode": "read-only",
      "refresh": {
        "enabled": true,
        "interval": {

```

```

        "value": 16,
        "unit": "ms"
    }
}
}
}
]
}
]
}
}

```

4.6 Memory Access Patterns

The memory system supports multiple access patterns and synchronization mechanisms:

- **Access Modes:**
 - read-write: Full access with synchronization
 - read-only: Optimized for shared read-only data
 - write-once: Single write followed by read-only
 - atomic: Guaranteed atomic operations
- **Synchronization Mechanisms:**
 - immediate: Synchronous updates
 - eventual: Eventual consistency for distributed segments
 - batch: Batched updates for efficiency
 - custom: Configurable synchronization strategies
- **Refresh Policies:**
 - Nanosecond precision for real-time operations
 - Millisecond precision for standard operations
 - Adaptive rates based on access patterns
 - Disabled refresh for static data

4.7 Caching Architecture

The memory system implements a multi-level caching strategy:

- **Local Cache:**
 - High-speed access to frequently used segments
 - Configurable cache size and policy
 - Hardware-accelerated when available
- **Distributed Cache:**
 - Network-aware caching strategies
 - Proximity-based cache distribution
 - Automatic cache coherence
- **Cache Policies:**
 - Write-through for critical data
 - Write-back for performance
 - Custom policies per segment

4.8 Error Management

The system provides comprehensive error handling:

- **Error Detection:**
 - Memory corruption detection
 - Network communication errors
 - Access violation monitoring
- **Recovery Mechanisms:**
 - Automatic segment replication
 - Failover to backup nodes
 - Data reconstruction from distributed copies
- **Monitoring and Logging:**
 - Real-time status monitoring
 - Performance metrics collection
 - Error event logging

4.8.1 IPv6 Integration (128 bits)

The IPv6 address field enables direct network addressing of HALF monads through IPv12 dual addressing scheme (see IPv12.net, RFC A001). This integration was one of the driving factors in the development of IPv12, which provides:

- **Dual IPv6 Addressing**
 - External IPv6: Standard network routing and connectivity
 - Internal IPv6: Direct addressing of monad components
 - Full compatibility with existing IPv6 infrastructure
- **Network Operations**
 - Point-to-point monad communication
 - Distributed hyperspherical computation
 - Seamless integration with IPv12-aware systems
- **System Integration**
 - Universal addressing of computational elements
 - Hardware and software component visibility
 - Scalable from individual monads to complete systems

The IPv12 specification (RFC A001) was developed in parallel with HALF to address the unique requirements of hyperspherical computing, enabling:

- Fine-grained addressing of computational elements
- Efficient routing of hyperspherical calculations
- Distributed memory management
- Seamless scaling from local to global operations

This deep integration between HALF and IPv12 creates a robust foundation for distributed hyperspherical computing while maintaining full backward compatibility with existing network infrastructure.

4.9 Advanced Metadata Scenarios

- **Core Attributes**
 - type: Content type specification ("text", "binary", "json")

- compression: Optimization method ("gzip", "lz4", "none")
- dynamic: Content mutability flag
- metadata: Extended attribute storage

- **Memory Management**

- pointers: References to Hmm data with offset/size
- Optimized storage through selective compression
- Dynamic/static content differentiation

This structure provides key advantages:

- **Adaptability:** Hierarchical JSON structure enables complex data organization
- **Optimization:** Selective compression and pointer system for memory efficiency
- **Extensibility:** New fields can be added without structural changes
- **Performance:** Dynamic/static flagging for optimized access patterns

The extensive metadata capacity enables sophisticated descriptive scenarios:

- **VR World Generation**

- Procedural terrain descriptions:


```
{
  "terrain": {
    "height_map": "perlin_noise(0.8, 2.0)",
    "water_level": 0.3
  }
}
```
- Environmental parameters:


```
{
  "atmosphere": {
    "fog_density": 0.2,
    "light_scatter": 1.4
  }
}
```

- **Mathematical Representations**

- Complex function definitions:


```
{
  "function": "int(x^2 + 2x)dx = (x^3/3) + x^2 + C"
}
```
- Differential equations:


```
{
  "pde": "d^2u/dt^2 = c^2(d^2u/dx^2 + d^2u/dy^2)"
}
```

- **Semantic Descriptions**

- Object relationships:

```
{ "object": "chair",  
  "affordances": ["sit", "move"],  
  "relations": ["near_table"] }
```

- Physical properties:

```
{ "material": "wood",  
  "friction": 0.7,  
  "elasticity": 0.3 }
```

- Temporal behaviors:

```
{ "lifecycle": {  
  "decay_rate": 0.01,  
  "interaction_memory": 1000  
}}
```

This rich descriptive capability transforms HALF monads into self-contained units capable of carrying complete specifications for complex simulations and computations, while maintaining efficient memory management through adaptive scaling.

5 HALF: A Unified Framework for Geometric Representation

6 Basic Structure

Every HALF has three key components:

- Zero dimension (d_0): Special dimension that determines HALF behavior
- Monad radius (r): Defines geometric properties
- Active dimensions: Spatial coordinates where HALF exists

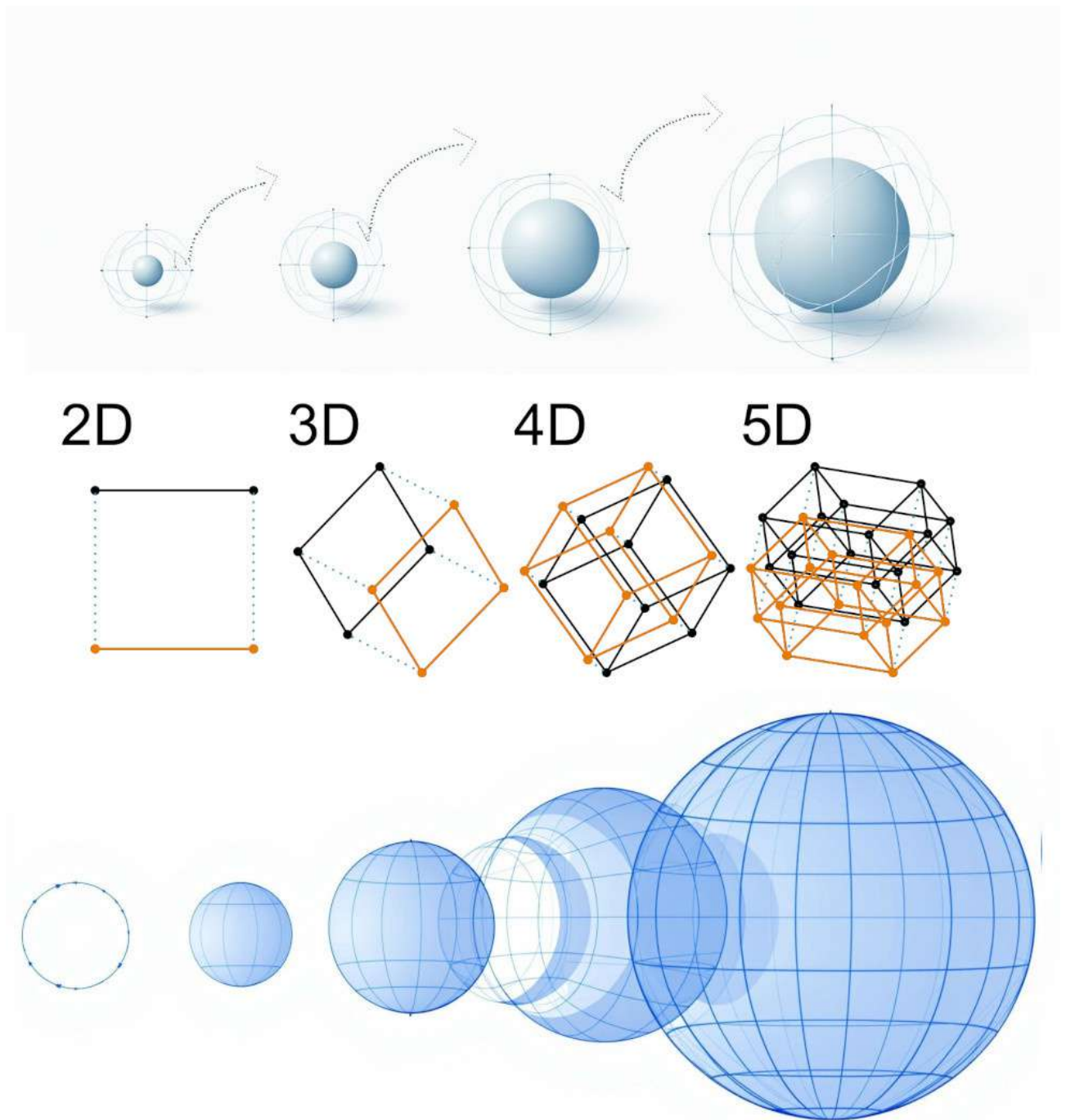


Figure 1 (a,b): HALF dimensional evolution - technical and geometric perspectives

7 Core HALF Types

7.1 Classification

Type	d_0	r
Point	0	0
nSphere	0	> 0
Vector	> 0	> 0

7.2 Points and Hyperspheres

A point is the simplest form:

$$d_0 = 0, r = 0$$

A hypersphere emerges when we give it radius:

$$d_0 = 0, r > 0$$

This creates an (n-1)-dimensional surface in n-dimensional space.

7.3 Vectors

Vectors have direction and magnitude:

$$d_0 > 0, r > 0$$

Where:

- d_0 gives vector weight
- r defines magnitude
- Coordinates give direction

8 n-Spherical Geometry and Map Operations

All HALF objects (points, n-spheres, vectors, and fields) existing on the surface of an n-sphere manifest in a space of dimension n-1, as they are mapped onto the n-sphere's surface. For instance, objects on a 7-sphere are represented in a 6-dimensional surface map. These objects strictly follow the rules of n-dimensional spherical geometry, ensuring a solid and consistent mathematical foundation for all operations.

The fundamental operations include:

- Calculation of geodesic distances between points
- Addition and subtraction of tangent vectors
- Parallel transport along geodesics
- Projections onto the spherical surface
- Spherical coordinate transformations

The n -sphere metric defines:

- Distances between points
- Angles between vectors
- Surface curvature
- Local and global geometric relationships

This adherence to n -spherical geometry ensures that all mathematical operations are well-defined and maintain geometric consistency, regardless of the dimensionality of the n -sphere on which they are performed. The dimensional reduction from n to $n-1$ is a natural consequence of mapping objects onto the n -sphere's surface, providing an elegant framework for representing and manipulating geometric objects in high-dimensional spaces.


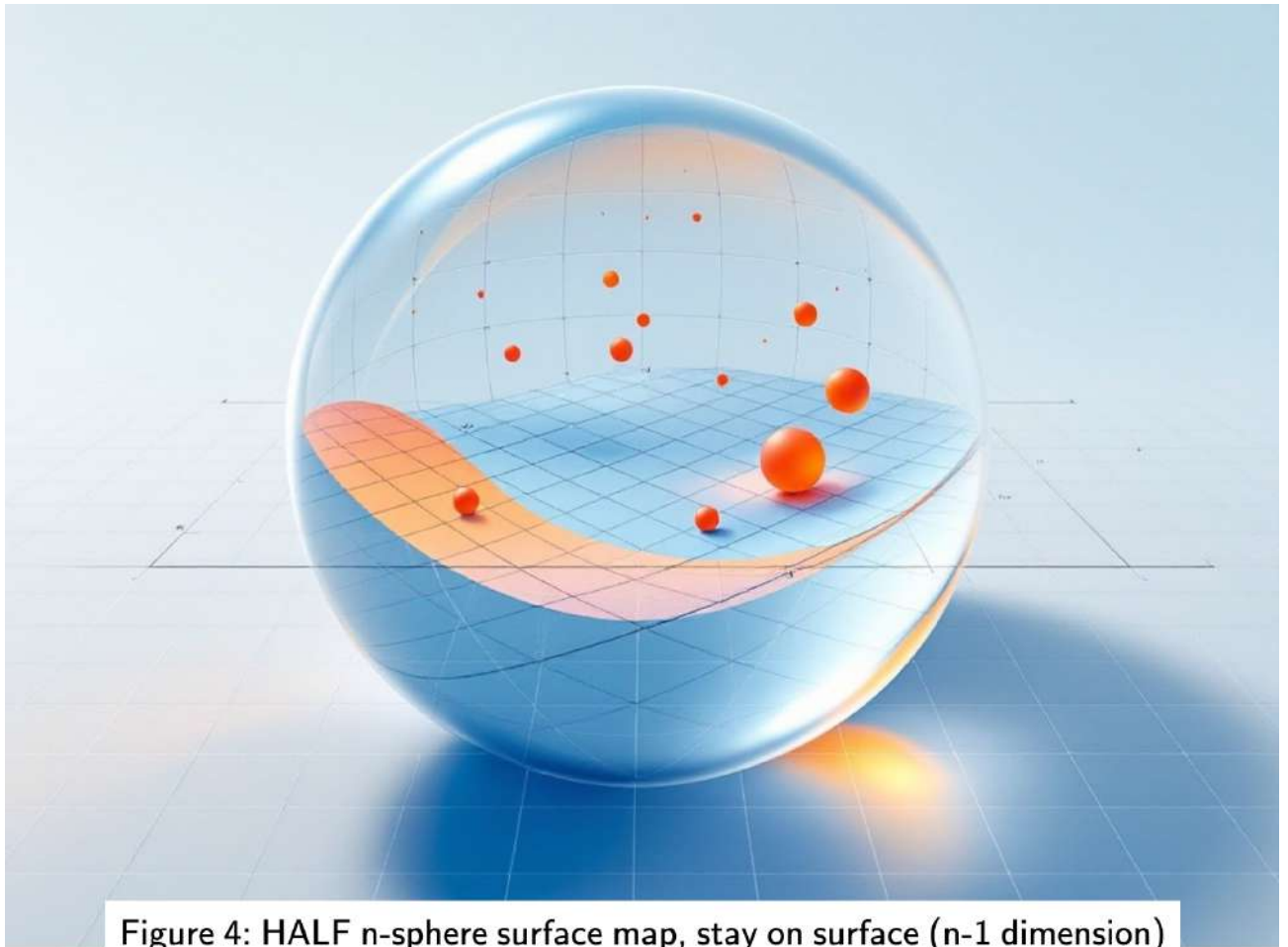
9 Simple Examples

Let us consider concrete examples of HALF objects in different dimensions:

9.1 In 3D Space

Consider a 3-sphere with radius r . On its surface (a 2-dimensional map), we can have:

- **Point:** A zero-dimensional location specified by two spherical coordinates
- **Vector:** A tangent vector with direction and magnitude on the spherical surface
- **2-sphere:** A great circle with radius less than or equal to r



10 Visual Intuition

HALF provides a unified framework for representing:

- **Location:** Points on n-spherical surfaces
- **Extension:** Spherical regions and geodesic distances
- **Direction:** Tangent vectors and geodesic paths
- **Fields:** Distributions over spherical surfaces using coupled HALFs

This representation naturally preserves spherical geometric properties while allowing for intuitive manipulation of geometric objects.

11 Dimensional Relationships

The fundamental relationships in HALF follow from n-spherical geometry:

- An n-dimensional HALF sphere provides an (n-1)-dimensional surface for mapping
- Objects mapped to this surface exist in (n-1) dimensions
- Points in n dimensions can form (n-1)-spheres when projected
- Fields extend smoothly over the available (n-1) dimensions of the surface

These relationships create a natural hierarchy of dimensional representations, each level preserving the geometric properties of n-spherical surfaces.

11.1 Dimensional Reduction Principle

For a HALF contained in an n-dimensional hypersphere's memory:

$$\text{Map Dimension} = n - 1$$

Where:

- n = dimension of containing hypersphere
- $(n-1)$ = dimension of the mapping surface
- $(n-2)$ = dimension of moving objects on the map

11.2 Example Chain

Consider a 5D hypersphere:

- 5D hypersphere container
- 4D surface for mapping in its memory
- 3D objects moving on the map
- 2D surfaces of those objects
- 1D lines in those surfaces
- 0D points

11.3 Practical Implications

This dimensional cascade means:

- Each map exists in the memory of an nSphere/Hypersphere
- Map dimension is always one less than containing HALF
- Moving objects operate in (n-2) dimensions
- Full dimensional hierarchy preserved
- Natural dimensional nesting occurs

12 Wave Properties

Any HALF (point, sphere, vector) can exhibit wave behavior when it has:

Amplitude (A), Frequency (f), Phase (ϕ)Phase (ϕ)Phase (ϕ)Phase (ϕ)

Wave behavior emerges naturally when these components exist, regardless of HALF type.

13 A More Complex Way - Coupled HALF

The power of HALF extends naturally into the complex domain:

$$d_0 \in C$$

13.1 Coupling Structure

Two coupled HALFs are fundamental:

- HALF-Orange: Contains real components and monad memory (h_{mm})
- HALF-Azure: Contains imaginary components
- Both share single Header One control
- Identical Header Two precision settings (when present)
- Shared monad memory (h_{mm}) in HALF-Orange

13.2 Activation

Complex mode is enabled by:

- Header One bits 10-9 = 01 or 11 in h_{r1}
- Creates permanent coupling for complex operations
- Maintains component correspondence
- Preserves complex space properties

13.3 Applications

This extension enables:

- Complex HALF relationships
- Phase and wave behaviors
- Field representations
- Advanced geometric correlations

13.4 Fields Implementation

Fields demonstrate coupled HALF power:

- Complex d_0 defines field properties
- Radius r sets spatial extent
- Center specified by dimensional coordinates
- Effect strength typically distance-dependent




Figure 3 (a,b): HALF Orange-Azure coupling - architectural and dynamic views



13.5 Coupling Benefits

The structure provides:

- Rich interaction patterns
- Natural wave emergence
- Complex dynamic behaviors
- Field and correlation frameworks

14 Summary and Implications

14.1 Hyperspherical Containment and Dimensional Breakthrough

Every HALF exists within a containing hypersphere following two fundamental modes:

1. Standard Containment ($d_0 \geq 0$)

- n -dimensional hypersphere provides its natural $(n - 1)$ -dimensional spherical surface
- All objects and operations exist intrinsically on this spherical surface
- Follows strict spherical geometry on the $(n - 1)$ -dimensional surface
- Maintains complete geometric coherence through geodesics and spherical metrics

2. Breakthrough Containment ($d_0 < 0$)

- Manifests as singular point in containing space
- Contains complete internal dimensional tree of hyperspheres
- Each internal hypersphere provides its own $(n - 1)$ -dimensional spherical surface
- With HALF coupling, enables complex field operations on spherical surfaces

14.2 Geometric Operations on Spherical Surfaces

All operations occur strictly within spherical geometry:

1. Global Structure

- $(n - 1)$ -dimensional spherical surface of containing n -sphere

- Intrinsic spherical metrics and geodesics
- Complete spherical geometric framework
- Natural curvature of the surface

2. Local Operations

- Geodesic paths between points
- Parallel transport of vectors along geodesics
- Spherical distances and angles
- Rotations preserving spherical geometry

3. Breakthrough Dynamics ($d_0 < 0$)

- Dimensional connections through singular point
- Preservation of spherical geometry across dimensions
- Coherent mapping between spherical surfaces
- Complete geometric preservation through breakthrough

15 Negative d_0 and Dimensional Breakthrough

15.1 Core Properties

When $d_0 < 0$, a fundamental breakthrough state emerges:

- Appears as singular point in containing spherical surface
- Creates structured dimensional breakthrough
- Maintains complete hyperspherical tree internally
- Preserves spherical geometric properties at all levels

15.2 Bidirectional Nature

The framework defines two geometrically coherent aspects:

- Upward manifestation
 - Point expands to reveal full hyperspherical structure
 - Unfolds complete dimensional complexity
 - Maintains spherical geometric properties

- Preserves geodesic relationships
- Downward manifestation
 - Complex hyperspherical structure appears as point
 - Preserves complete geometric information
 - Maintains dimensional and geometric coherence
 - Enables consistent spherical operations

15.3 Structural Properties

This mechanism ensures:

- Precise spherical geometric pathways
- Information preservation across dimensions
- Simultaneous existence at multiple levels
- Natural dimensional hierarchy
- Complete spherical geometric coherence

15.4 Framework Integration

The breakthrough mechanism:

- Follows rigorous spherical geometric rules
- Enables complex dimensional relationships
- Maintains computational tractability
- Preserves spherical geometric properties at all levels
- Supports coupled field operations in spherical geometry

16 Wave Properties and Energy Field

16.1 Dual Nature of Wave Properties

The wave nature of HALF manifests through two complementary approaches, reflecting the fundamental duality of our framework. The first emerges through orange-azure




Figure 2 (a,b): HALF dimensional breakthrough - radial and network representations



field coupling, while the second appears as explicit wave components in extended configurations.

In the coupled field approach, wave behavior emerges naturally from the interaction between orange and azure HALFs. Their relationship creates an intrinsic oscillatory nature, where amplitude and phase emerge from the geometric interaction of the coupled fields on the n-spherical surface. This approach is particularly elegant for quantum-like systems and field theories, where the duality itself carries the wave nature.

Alternatively, HALF can express wave properties directly through its amplitude (A), frequency (f), and phase (ϕ) components. This explicit representation becomes particularly useful in applications like signal processing, acoustics, or classical wave phenomena. The energy field E connects to these properties through the relation:

$$E = h \cdot f$$

where h serves as a coupling constant, adaptable to the specific computational domain.

The beauty of HALF's design lies in the equivalence of these approaches. What might be expressed through orange-azure coupling in one context can be represented through explicit wave components in another, offering flexibility while maintaining mathematical consistency. This duality proves particularly powerful when dealing with systems that bridge classical and quantum behaviors.

This duality between orange-azure coupling and explicit wave components naturally leads us to consider how energy flows and is conserved within the system.

16.2 Energy Field and Conservation

The energy field plays a crucial role in both representations. In coupled fields, it emerges from the orange-azure interaction strength, while in explicit wave representations, it connects directly to the wave components. This unified treatment of energy helps maintain consistency across different application domains.

When HALFs interact, whether through field coupling or wave component mixing, the total energy remains conserved within the n-spherical geometry. This conservation principle guides transformations and dimensional transitions, particularly during dimensional breakthrough events ($d_0 < 0$).

The practical implications of this dual approach are significant. In quantum simulations, the orange-azure coupling naturally captures wave-particle duality. In classical wave systems, the explicit wave components provide direct control over wave behavior.

The framework seamlessly transitions between these representations as needed, maintaining geometric coherence throughout.

This flexibility in representing wave phenomena makes HALF particularly powerful for applications spanning both quantum and classical domains, from particle physics simulations to acoustic processing, from quantum computing emulation to classical wave propagation. The underlying n-spherical geometry ensures that both representations maintain complete mathematical consistency while offering intuitive ways to model complex wave phenomena.

16.3 Coherent Domains and Resonance

The resonance phenomenon in HALF draws deep inspiration from Del Giudice’s work on coherent domains in quantum field theory. Just as Del Giudice demonstrated how quantum electromagnetic fields can induce coherent oscillations in matter, creating self-organizing domains, HALF exhibits similar emergent organizational properties through its wave nature.

In our framework, resonance manifests as a collective phenomenon where multiple HALFs synchronize their oscillations, whether through explicit wave components (see section ??) or orange-azure coupling, to form coherent domains. These domains, reminiscent of Del Giudice’s QED coherent domains, emerge spontaneously when the energy exchange between HALFs and their surrounding field reaches specific threshold conditions.

The mathematics describing these coherent domains follows a similar pattern to Del Giudice’s formulation:

$$\Psi_{coherent} = \prod_i A_i e^{i\phi_i}$$

where individual HALFs contribute their amplitudes and phases to create a collective wave function.

This collective behavior leads to several key phenomena:

Long-range Correlation: Just as Del Giudice showed how coherent domains in water can extend influence far beyond molecular scales, HALF’s coherent domains can establish long-range correlations across the computational space, enabling non-local information exchange.

Phase Transitions: The system can undergo phase transitions between coherent and non-coherent states, similar to Del Giudice’s description of water’s coherent domains. These transitions can serve as natural computational switches or memory states.

Energy Trapping: Following Del Giudice's insights on energy trapping in coherent domains, HALF's resonant structures can effectively store and process information through stable energy patterns within the n-spherical geometry.

17 Resonance in HALF: Spatial, Temporal, and Synchronistic

17.1 Simple Explanation: The Cosmic Dance of HALF

Imagine HALF entities as vibrating, glowing spheres in a cosmic dance:

1. **Unique Essence:** Each HALF sphere has its own special way of vibrating and glowing, which we call its "signature".
2. **Dynamic Nature:** This signature isn't fixed - it changes as the sphere dances and interacts.
3. **Harmony Check:** When spheres come close, we quickly calculate how well their signatures match up - this is resonance.
4. **Memory Snapshots:** If a sphere has a memory cell, it can remember multiple past states, like a photo album of its journey.
5. **Dimension Hop:** Sometimes a sphere might hop to a different dimension, changing its dance but keeping its core essence.
6. **Time Rhythms:** Each sphere has its own time rhythms, adding to its unique dance.
7. **Cosmic Choreography:** Spheres that resonate well tend to dance together more, creating beautiful patterns in the HALF universe.
8. **Time Dance:** Sometimes, spheres' time rhythms sync up perfectly, creating magical moments we call "synchronicities".
9. **Echoes in Time:** These special time-syncs can influence how spheres dance in the future, like memorable beats in a song.

17.2 Formal Description: The Mechanics of HALF Resonance

Resonance in HALF is a dynamic process based on the comparison of entity signatures:

1. **Signature Composition:** Each HALF entity's signature is a vector representing its current state, including spatial configuration, energy state, wave properties, and temporal characteristics.
2. **On-Demand Calculation:** Signatures are calculated only when needed, ensuring they always reflect the current state of the entity.
3. **Multi-State Storage:** If a HALF entity has a memory cell, it can store multiple past states, each associated with a specific timestamp.
4. **Resonance Calculation:** The degree of resonance between two HALF entities is determined by comparing their dynamically calculated signatures.
5. **Dimensional Transitions:** During dimensional breakthroughs, the entity's underlying properties change, naturally affecting its signature without requiring explicit transformation.
6. **Temporal Integration:** Time components (t_s, t_1, t_2) are integral parts of the HALF structure, contributing to the signature and resonance calculations.
7. **System Dynamics:** The overall behavior of the HALF system emerges from the continuous calculation and comparison of these dynamic signatures.
8. **Temporal Resonance:** Beyond spatial and energetic resonance, HALF entities can resonate in time, aligning their temporal rhythms.
9. **Synchronicity Detection:** The system can identify moments of high temporal and spatial-energetic resonance, marking them as synchronicities.
10. **Synchronicity Impact:** Detected synchronicities can influence future interactions and resonances, creating a form of temporal memory in the system.

17.3 Mathematical Formulation: Rigorous Definition of HALF Resonance

We now present a mathematical representation of resonance in HALF:

17.3.1 Dynamic Signature Calculation

The signature of a HALF entity H is defined as:

$$S_H = f(H) = f(d_0, r, \vec{d}, A, \omega, \phi, E, t_s, t_1, t_2, M) \quad (3)$$

Where f is a function that maps the HALF properties to a fixed-length vector, calculated on-demand.

17.3.2 Multi-State Storage

For HALF entities with memory cells, we store multiple states:

$$M_H = \{(S_{H,i}, t_{s,i}) | i = 1, \dots, n\} \quad (4)$$

Where $S_{H,i}$ is the signature at timestamp $t_{s,i}$, and n is the number of stored states.

17.3.3 Resonance Function

The resonance between two HALF entities is computed using:

$$R(H_1, H_2) = \text{sim}(f(H_1), f(H_2)) \quad (5)$$

Where sim is a similarity measure in the signature space. A common choice for sim could be cosine similarity, which is defined as:

$$\text{sim}(\vec{v}_1, \vec{v}_2) = \frac{\vec{v}_1 \cdot \vec{v}_2}{\|\vec{v}_1\| \cdot \|\vec{v}_2\|} \quad (6)$$

where \vec{v}_1 and \vec{v}_2 are the signature vectors, \cdot is the dot product, and $\|\vec{v}\|$ is the Euclidean norm of vector \vec{v} . Other, more complex functions (e.g., neural networks) can be used depending on the specific implementation and accuracy requirements.

17.3.4 Dimensional Breakthrough

During a dimensional breakthrough, d_0 changes, naturally affecting the signature:

$$S_H^{\text{new}} = f(H^{\text{new}}) = f(d_0^{\text{new}}, r^{\text{new}}, \vec{d}^{\text{new}}, \dots) \quad (7)$$

17.3.5 Temporal Resonance

We define a specific temporal resonance function:

$$R_t(H_1, H_2) = \text{sim}_t(f_t(H_1), f_t(H_2)) \quad (8)$$

Where f_t extracts and processes the temporal components of a HALF entity. Specifically, $f_t(H)$ could extract temporal components (t_s, t_1, t_2) from the HALF entity and combine them into a temporal vector. For example, it could be a vector of the form

$[\frac{t_1}{t_s}, \frac{t_2}{t_s}, \frac{\omega}{2\pi}]$, where ω is the angular frequency, if the HALF has a wave component (see section ??).

The function sim_t is a temporal similarity measure, which compares temporal vectors. A possible implementation for sim_t could involve calculating the Euclidean distance or comparing the temporal phases using a Discrete Fourier Transform (DFT) for each HALF's time components within a specific time window, comparing the temporal frequencies.

17.3.6 Synchronicity Detection

A synchronicity is detected when both spatial-energetic and temporal resonances are high:

$$Sync(H_1, H_2) = \begin{cases} 1, & \text{if } R(H_1, H_2) > \theta_s \text{ and } R_t(H_1, H_2) > \theta_t \\ 0, & \text{otherwise} \end{cases} \quad (9)$$

Where θ_s and θ_t are thresholds for spatial-energetic and temporal resonance respectively.

17.3.7 Synchronicity Impact

The impact of synchronicities on future interactions is modeled through a temporal memory function that modifies the base resonance between HALF entities. This impact is formalized as:

$$R'(H_1, H_2, t) = R(H_1, H_2) + \alpha \sum_{t_i < t} Sync(H_1, H_2, t_i) \cdot e^{-(t-t_i)/\tau} \quad (10)$$

where:

- $R'(H_1, H_2, t)$ is the modified resonance at time t
- $R(H_1, H_2)$ is the base resonance between entities H_1 and H_2
- $\alpha \in [0, 1]$ is the synchronicity impact strength coefficient
- $t_i \in R^+$ represents past synchronicity timestamps
- $t \in R^+$ is the current system timestamp
- $\tau > 0$ is the temporal decay constant (in the same units as t)

The temporal parameters are defined in relation to the system's internal time coordinates:

- t and t_i are measured in system time units, derived from the HALF timestamp component h_{ts}
- The decay constant τ determines the persistence of synchronicity effects:
 - $\tau \ll 1$: Short-term memory (rapid decay)
 - $\tau \approx 1$: Medium-term effects
 - $\tau \gg 1$: Long-term memory (slow decay)

The synchronicity impact mechanism operates at three levels:

1. Immediate Impact:

- Direct modification of current resonance
- Strength determined by α coefficient
- Instantaneous effect at time t

2. Temporal Decay:

- Exponential decay of past synchronicity effects
- Rate controlled by τ parameter
- Ensures smooth transition of influence

3. Cumulative Effects:

- Summation of multiple past synchronicities
- Weighted by temporal distance
- Creates complex temporal patterns

The parameter ranges are constrained to ensure system stability:

$$\begin{aligned}
 0 &\leq \alpha \leq 1 && \text{(impact strength)} \\
 \tau &> 0 && \text{(decay constant)} \\
 t, t_i &\geq 0 && \text{(time coordinates)}
 \end{aligned} \tag{11}$$

This formulation creates a dynamic temporal memory where:

- Recent synchronicities have stronger influence
- Multiple synchronicities can compound their effects
- The system maintains temporal stability through controlled decay

- Past interactions guide future resonance patterns without dominating them

The practical implementation requires careful consideration of parameter values:

- α should be tuned based on application requirements
- τ should reflect the desired temporal memory span
- Computational efficiency may require truncating the sum to recent events

17.4 Implementation Considerations

1. **Efficient Calculation:** Optimize $f(H)$ for quick computation, as it may be called frequently. Techniques can include using lookup tables, simplified calculations, or hardware acceleration depending on the accuracy required.
2. **Caching Strategy:** For HALFs with memory cells, implement a smart caching strategy for signatures to balance accuracy and efficiency. Consider using a combination of recent and historically significant states.
3. **Adaptive Resonance:** Implement adaptive resonance thresholds based on system-wide activity levels. This could involve measuring the average resonance between a sample of HALF entities or calculating the overall energy level of the system.
4. **Scalability:** Design the resonance calculation to be scalable for systems with many HALF entities. Consider parallel processing, hierarchical resonance structures, or approximate but faster algorithms for calculating similarity between signatures in high-performance scenarios.
5. **Synchronicity Tracking:** Implement an efficient system to track and store significant synchronicities without overwhelming memory resources. This might involve prioritizing synchronicities based on their strength or relevance.
6. **Temporal Pattern Recognition:** Develop algorithms to recognize complex temporal patterns and recurring synchronicities in the system. This could leverage techniques from time series analysis and pattern recognition.

17.5 Conclusion and Future Directions

The HALF resonance framework provides a robust foundation for modeling complex, multidimensional interactions with a strong emphasis on temporal dynamics and synchronicity. By integrating spatial, energetic, and temporal aspects of resonance, it offers a unique approach to understanding and simulating intricate systems.

This framework has potential applications in modeling quantum systems, brain states, or other complex systems where timing and synchronicity are essential aspects. It could be particularly useful in fields such as neuroscience, quantum computing, and complex systems analysis.

Future work could focus on:

- Developing specialized hardware for efficient HALF computations
- Exploring the emergence of collective behaviors in large-scale HALF systems
- Investigating the application of HALF in quantum-inspired algorithms
- Studying the potential of HALF in modeling consciousness and cognitive processes

As we continue to refine and expand this framework, we anticipate exciting discoveries at the intersection of computation, physics, and complex systems theory.

17.6 Resonance as Efficient System Pattern Matching

In HALF's implementation, resonance becomes a practical and efficient pattern matching mechanism. Each HALF maintains a simple resonance signature, computed from its core properties and current state. This signature could be as straightforward as:

$$R_{signature} = hash(state_{core} \oplus frequency_{pattern})$$

The beauty of this approach lies in its simplicity:

1. Lightweight Detection - Simple bitwise comparison of resonance signatures - Low computational overhead - Easy to implement in hardware
2. Natural Clustering - HALFs with similar signatures automatically form groups - No need for complex clustering algorithms - Groups form and dissolve dynamically based on state changes

When resonance is detected, IPv12 addressing provides the infrastructure for establishing communication:

```
if (R_signature1 R_signature2):
    establish_connection(IPv12_1, IPv12_2)
```

This minimalist approach offers several practical advantages: - Minimal memory footprint - Fast pattern matching - Natural load balancing - Self-organizing behavior without complex algorithms

17.7 Resonance and IPv12 Communication

Resonance in HALF serves as a natural mechanism for the system to identify affine HALFs. When HALFs resonate together, they recognize their natural affinity through matching frequency patterns and coherent behavior. This recognition happens at the fundamental level of the system's wave properties.

Once affine HALFs have identified each other through resonance, their IPv12 addresses enable them to establish sophisticated communication protocols. This creates a natural two-layer process:

1. Resonance as Natural Discovery - HALFs naturally identify their affine partners through resonant behavior - No explicit search or matching algorithms needed - The system naturally highlights compatible elements

2. IPv12 for Protocol Implementation - Resonating HALFs use their IPv12 addresses to establish direct communication - Advanced protocols can be implemented between identified partners - Structured data exchange becomes possible through addressing

This combination maintains the elegance of natural resonance while leveraging the practical power of IPv12 addressing for actual communication implementation. The system first lets resonance identify "who should talk to whom", then uses IPv12 to implement "how they can talk".

17.8 Core System Implications of Resonance

The resonance mechanism in HALF extends far beyond simple pattern matching, becoming a fundamental computational paradigm that integrates with core system features:

18 Dimensional Breakthrough Integration

When d_0 becomes negative, resonance patterns maintain their coherence while transitioning through dimensional boundaries. This creates interesting phenomena:

- Resonance signatures remain stable across dimensional transitions
- Multi-dimensional resonance patterns can emerge
- Dimensional breakthrough can be guided by resonance affinity

19 Locality and Resonance Interaction

Resonance naturally extends and complements HALF's locality concept:


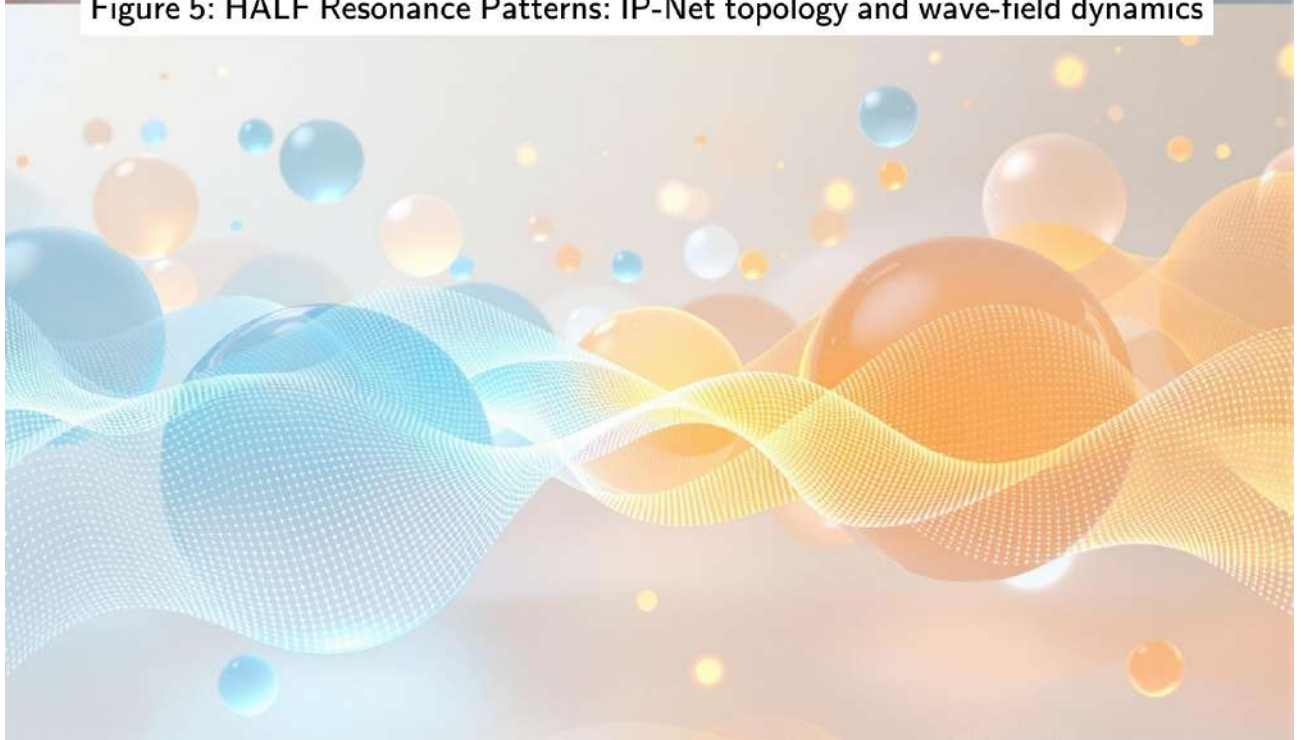


Figure 5: HALF Resonance Patterns: IP-Net topology and wave-field dynamics



- Resonance patterns can create "bridges" between different locality spheres
- The strength of resonance provides a natural metric for locality
- Local groups can form based on resonance strength rather than just geometric distance

20 Computational Paradigm

Rather than being just a side effect, resonance becomes a core computational mechanism:

$$Computation_{HALF} = \{R_{patterns} \otimes LocalitySpace \otimes D_{transitions}\}$$

where:

- Traditional synchronization patterns emerge from resonance
- Computation naturally distributes along resonance patterns
- System state becomes a function of resonant interactions

21 Storage Architecture

Resonance influences how data is stored and persisted:

- Data naturally clusters based on resonance patterns
- Storage locations are influenced by resonance strength
- Persistent patterns emerge from stable resonance configurations

This integration creates a system where:

- Computation emerges from natural resonance patterns
- Data organization follows resonance affinity
- System boundaries are defined by resonance strength
- Traditional algorithms emerge as special cases of resonant behavior

The power of this approach lies in its unification of seemingly disparate system aspects through the single concept of resonance, creating a naturally coherent computational environment where traditional boundaries between storage, computation, and communication become fluid and emergent properties rather than fixed constraints.

22 Application Domains

22.1 Signal Processing and Neural Interfaces

HALF's n-spherical representation provides a sophisticated framework for advanced signal processing, with emphasis on non-invasive neural interfaces:

- Non-invasive Neural Interaction
 - Focused Ultrasound Transcranial Stimulation (FUS)
 - * Precise ultrasonic wave focusing for neural stimulation
 - * Direct sensory-VR interface capabilities
 - * Spatially targeted interaction
 - Advanced Neural Imaging
 - * fMRI signal processing and analysis
 - * Real-time MEG data interpretation
 - * High-resolution EEG processing
 - * Advanced optical imaging techniques

22.2 Light and Sound Field Modeling

- Light Field Processing
 - Volumetric light field representation
 - Ray tracing in n-spherical geometry
 - Photonic interaction modeling
 - Real-time light field manipulation
- Acoustic Field Modeling
 - 3D spatial audio representation
 - Wave propagation in complex environments
 - Multi-source acoustic field synthesis
 - Real-time acoustic simulation
- Field Interaction
 - Cross-field effects modeling
 - Multi-physical field simulation
 - Real-time field visualization

22.3 Virtual Reality and Augmented Reality

- Immersive Environments
 - n-dimensional space representation
 - Real-time geometry processing
 - Multi-user spatial synchronization
- Sensory Integration
 - Neural interface synchronization
 - Multi-sensory feedback systems
 - Haptic feedback modeling
- Interactive Systems
 - Real-time environment modification
 - Physical simulation integration
 - Distributed VR processing

22.4 Physical and Mathematical Simulation

The application of HALF to physical and mathematical simulation spans multiple domains, offering unique advantages through its n-spherical representation and wave properties:

22.4.1 Quantum Systems

- Wave Function Representation
 - Direct mapping of quantum states to n-spherical surfaces
 - Natural handling of quantum superposition
 - Efficient representation of entangled states
 - Integration with wave collapse mechanisms
- Quantum Evolution
 - Time-dependent Schrödinger equation modeling
 - Quantum operator implementation
 - Decoherence process simulation

- Quantum measurement representation
- Many-Body Systems
 - Efficient handling of multiple quantum particles
 - Representation of collective quantum phenomena
 - Implementation of quantum field theories
 - Simulation of quantum phase transitions

22.4.2 Field Theory Applications

- Electromagnetic Fields
 - Maxwell's equations in n-spherical geometry
 - Near-field and far-field computations
 - Electromagnetic wave propagation
 - Multi-frequency field interactions
- Gravitational Fields
 - General relativity simulations
 - Gravitational wave modeling
 - Black hole physics
 - Cosmological field evolution
- Complex Field Interactions
 - Multiple field coupling mechanisms
 - Non-linear field dynamics
 - Field theory renormalization
 - Topological field effects

22.4.3 Mathematical Analysis

- Differential Geometry
 - Manifold calculations in n-spherical space
 - Geodesic computations
 - Curvature analysis
 - Differential form operations

- Topological Analysis
 - Homology and cohomology computations
 - Fiber bundle representations
 - Topological invariant calculations
 - Morse theory applications
- Advanced Computational Methods
 - High-dimensional optimization
 - Complex system dynamics
 - Chaos theory analysis
 - Bifurcation studies

22.4.4 Cosmological Applications

- Universe Evolution
 - Expansion dynamics modeling
 - Inflationary period simulation
 - Structure formation analysis
 - Dark energy/matter effects
- Advanced Cosmological Features
 - Multi-dimensional cosmic topology
 - Quantum cosmology frameworks
 - Space-time curvature analysis
 - Primordial universe dynamics
- Observational Cosmology
 - Gravitational wave detection modeling
 - Cosmic microwave background analysis
 - Large-scale structure formation
 - Galaxy cluster evolution

The integration of HALF's n-spherical geometry with these physical and mathematical domains provides a unified framework for complex simulations. Its natural handling of wave properties and dimensional relationships offers unique advantages in representing and computing various physical and mathematical phenomena. The framework's ability to transition smoothly between different dimensional representations makes it particularly suitable for problems that span multiple scales or require dimensional reduction techniques.

23 Computational Complexity and Performance

23.1 Basic Operations

Analysis of computational complexity for fundamental operations:

- Point operations: $O(n)$ where n is the number of dimensions
- Vector operations: $O(n^2)$ for general vector manipulations
- Sphere computations: $O(n^2)$ for basic geometric calculations
- Field operations: $O(n^2)$ for coupled HALF operations

23.2 Parallelization Strategy

HALF is designed for efficient parallel computation:

- GPU acceleration through CUDA and oneAPI
- Independent processing of geometric operations
- Distributed computation across multiple nodes
- Memory-efficient representation through Posit numbers

24 Development Roadmap

The development of HALF follows a strategic path from initial prototyping to full implementation, with a focus on community-driven evolution and hardware optimization.

24.1 Phase 1: Prototyping and Validation

- Initial prototype implementation in GNU Octave
- Validation of n-spherical computational concepts
- Community review and feedback on core mathematical framework
- Refinement of fundamental algorithms

24.2 Phase 2: Core Implementation

- CPython implementation with CUDA extensions
- GPU acceleration of hyperspherical calculations
- Optimization of memory structures and operations
- Integration with existing numerical libraries

24.3 Phase 3: Hardware Optimization

- Migration to Intel oneAPI framework
- Hardware-specific optimizations
- Extension to probabilistic computing architectures
- Performance tuning and benchmarking

24.4 Phase 4: Advanced Framework

- Final implementation in Hylang
- Integration of Lisp-based metaprogramming capabilities
- Development of advanced geometric operations
- Establishment of stable API

24.5 Phase 5: VR Extensions

- Development of VR visualization tools
- Implementation of hyperspherical programming interfaces
- Creation of new code representation paradigms

- Integration with VR development frameworks

Through a process of continuous refinement driven by community feedback and hardware adaptation, HALF is designed to meet the evolving needs of both theoretical and practical computing.

24.6 IPv12 Integration

HALF development is tightly coupled with IPv12 implementation (RFC A001, <http://ipv12.net>), as IPv12's dual IPv6 addressing scheme is vital for HALF's distributed computing capabilities:

- Integration with GNU/Linux systems:
 - Kernel-level implementation of IPv12 dual addressing
 - ROHC compression support for efficient internal addressing
 - Direct addressing of HALF monads and hyperspheres
- Distributed Computing Features:
 - External IPv6 for global routing and connectivity
 - Internal IPv6 for fine-grained addressing of HALF elements
 - Support for unlimited granularity in monad addressing
- Memory Cell Addressing:
 - Direct network visibility of HALF memory cells
 - Addressing range from 32 bytes to several exabytes
 - Efficient hardware/software component mapping

This integration enables HALF to operate as a truly distributed hyperspherical computing framework, with each computational element being globally addressable while maintaining full compatibility with existing network infrastructure. The implementation prioritizes simplicity and gradual adoption, following IPv12's philosophy of minimal extension to existing protocols.

25 Conclusion

HALF represents more than a new approach to numerical representation - it suggests a natural way for computation to exist in n-spherical space. Through this exploration,

we've seen how maintaining strict spherical geometry while embracing wave properties can lead to elegant solutions across diverse computational domains.

This natural marriage of geometry and wave behavior emerges as one of HALF's most distinctive features. By representing numbers on hyperspherical surfaces, we gain not just a mathematical framework, but a computational environment where discrete and continuous phenomena coexist harmoniously. The wave components - amplitude, frequency, and phase - aren't merely added features; they emerge as natural properties of numbers living in spherical space.

The dimensional breakthrough mechanism, where negative d_0 creates doorways to new dimensional structures, suggests intriguing possibilities for handling complex hierarchies of information. This ability to maintain geometric coherence while traversing dimensional boundaries opens new perspectives on how we might structure and process multidimensional data.

Our exploration has revealed particular resonance with certain fields. Virtual reality developers find in HALF a natural language for describing their multidimensional worlds, complete with built-in support for wave phenomena like light and sound. Quantum physicists discover a framework where wave-particle duality feels at home, while computer graphics applications benefit from the inherent geometric nature of the system. Engineers working with wave-based phenomena - from electromagnetics to acoustics - find their problems naturally represented in HALF's structure.

The integration with IPv12 extends these capabilities into the realm of distributed computing, suggesting new ways of thinking about scalable computations. From tiny 32-byte monad cells to massive distributed systems, HALF maintains its geometric coherence while adapting to computational needs.

Looking forward, we see HALF not as a replacement for existing systems, but as a bridge - between discrete and continuous, between geometry and waves, between local and distributed computing. Its strength lies not in revolution but in unification, offering a framework where seemingly disparate computational concepts find common ground in spherical geometry.

As we continue to explore and expand HALF's capabilities, we invite the computational community to join us in discovering what might be possible when we let numbers find their natural home on hyperspherical surfaces. The journey so far suggests that this approach might offer fresh perspectives on some of computing's most interesting challenges.

25.1 Beyond Probabilistic and Quantum Computers: A Future Perspective

Looking beyond current paradigms of probabilistic and quantum computing, technological advancements in the coming decades may introduce novel solar cell systems deployed in extensive arrays as futuristic data centers. These utopistic datacenters may not only generate and store energy but also feed it back into the grid. If we can understand the direction of today's research in nanoprinted organic semiconductors, the open way is to design computing elements using photonics and nanoprinted parts or solar cells. The next step could be incorporating programmable diffractive optical elements to manipulate light for calculations that surpass our current understanding of light's energy-information relationship.

Moreover, it is crucial to consider the emerging research in fault-tolerant bio-computing, Bio-Solar Panels involving cyanobacteria, and the timid arise of Bio-Computing and the use of engineered bacteria capable of forming neural networks. This promising field offers the potential for computational tasks executed within or by living organisms or their interconnected systems, transitioning symbolic representation from classical physics and communicable symbols to deeper living quantum fields. So in essence no more Dumb AI or simulating what is not (a real Mind).

The convergence and integration of the various independent technologies presented and speculated upon here could significantly impact the landscape of energy production and computing in the decades to come.

*For Simplemachines and anyone reading about this HALF work, **thank you...***

ZeroSphere/HALF is part of **Circle**, into the main **Nwiw Project**:

- **Nwiw**: Nwiw VR City
- **SunGPL**: Coin and License
- **CircleOS**: A proposed GNU offspring
- **Sophia**: A new public Could concept
- **ATAI**: Assistant Thanatological AI

While we wait for the elemental technology to mature for Nwiw fulfillment, all of these subprojects are updated but maintained at the concept level stage. Read more of the same at simplemachines.it

Highest Regards and Thanks for Posit
to all the **Posit**[™] Working Group:

John Gustafson, Chair | Gerd Bohlender
Shin Yee Chung | Vassil Dimitrov
Geoff Jones | Siew Hoon Leong (Cerlane)
Peter Lindstrom | Theodore Omtzigt
Hauke Rehr | Andrew Shewmaker
Isaac Yonemoto

From:

https://www.posithub.org/docs/posit_standard-2.pdf

Posit Standard specifies the storage format, operation behavior, and required mathematical functions for posit arithmetic. It describes the binary storage used by the computer and the human-readable character input and output for posit representation. A system that meets this standard is said to be posit compliant and will produce results that are identical to those produced by any other posit compliant system. A posit compliant system may be realized using software or hardware or any combination.

Article on Posit:

<https://spectrum.ieee.org/floating-point-numbers-positives-processor>

Great Thanks for Hy Lang:

to **Paul Tagliamonte**

From:

<https://github.com/hylang/hy> | <https://hylang.org/>

Hy is a Lisp dialect that's embedded in Python. Hy (or "Hylang" for long) is a multi-paradigm general-purpose programming language in the Lisp family. It's implemented as a kind of alternative syntax for Python. Compared to Python, Hy offers a variety of new features, generalizations, and syntactic simplifications, as would be expected of a Lisp. Compared to other Lisps, Hy provides direct access to Python's built-ins and third-party Python libraries, while allowing you to freely mix imperative, functional, and object-oriented styles of programming

Hy language is designed to interact with Python by translating s-expressions into Python's abstract syntax tree (AST). Hy was introduced at Python Conference (PyCon) 2013 by Paul Tagliamonte. Lisp allows operating on code as data (metaprogramming), thus Hy can be used to write domain-specific languages.

Similar to Kawa's and Clojure's mappings onto the Java virtual machine (JVM), Hy is meant to operate as a transparent Lisp front-end for Python.[9] It allows Python libraries, including the standard library, to be imported and accessed alongside Hy code with a compiling[[note 1](#)] step where both languages are converted into Python's AST.

Appendix-A |

A Complementary addendum - Research over IPv12

IPv12's dual IPv6 structure, as defined in RFC A001 (<http://ipv12.net>), naturally emerges as the ideal addressing scheme for HALF monads in distributed hyperspherical computing. Originally developed for hyperspherical computing research, it enables each computational element (monad, hypersphere, or mapping component) to have its own IPv6 address, making it globally visible and fully participating in unrestricted distributed computing.

A.1 Essential Features

- Direct addressing of HALF monads and their memory cells
- Efficient ROHC compression (reducing 80-byte headers to 2-4 bytes)
- Seamless integration with existing IPv6 infrastructure
- Natural support for distributed hyperspherical calculations

A.2 Integration with HALF

The dual addressing structure perfectly complements HALF's memory architecture:

- External IPv6: Standard network routing and connectivity
- Internal IPv6: Direct addressing of monad components and memory cells
- Granular addressing from 32 bytes to 16 exabytes
- Support for distributed n-spherical computations

A.3 Capillary Computing Vision

As network bandwidth rapidly expands toward 100 Gbit/s for homes and 1 Tbit/s for servers, the distinction between local and remote computing becomes primarily conceptual rather than technical. IPv12's address space architecture dedicates:

- 25% to hardware space: components and subsystems
- 75% to symbolic space: variables, processes, application components, virtual world objects

- Support for both traditional and experimental computing paradigms
- No theoretical limit to addressing granularity

This enables:

- Every HALF monad to participate in distributed calculations regardless of physical location
- Dynamic resource allocation at extremely granular levels
- Seamless integration of idle computational resources into global processing pools
- True capillary distribution of hyperspherical calculations

A.4 Harnessing Idle Computing Power

Current computing infrastructure represents a vast, untapped potential. Modern devices operate far below their computational capacity for significant portions of time:

- Personal computers: Average CPU utilization is 5-15% during active hours, dropping below 2% during idle periods (typically 16+ hours/day)
- GPU resources: Gaming GPUs remain unused 90-95% of the time in personal systems
- Data centers: Despite improvements, average server CPU utilization remains between 20-30%
- Mobile devices: Most smartphones and tablets utilize less than 10% of their computational capacity during typical daily use
- AI accelerators: Specialized AI chips often sit idle between sporadic inference tasks
- Charging devices: Billions of mobile devices worldwide sit completely idle while charging during sleep hours (6-8 hours daily), representing a massive untapped computational resource

This represents an estimated global wastage of over 85% of available computing power. Without a fine-grained distributed computing structure and a true public cloud infrastructure, this ocean of resources continues to be wasted, drop by drop, every second of every day. While we are not plumbers fixing leaky pipes, we are engineers and computer scientists, hackers and geeks who can envision and implement solutions to this massive computational waste. Drawing inspiration from concepts like Sophia (see

simplemachines.it), we can transform this fragmented computational landscape into an efficiently connected hyperspherical computing fabric.

IPv12's addressing scheme, combined with HALF's distributed architecture, creates a framework that can represent a new basic building block for distributed systems to harness this enormous idle computational potential, transforming unused cycles into useful distributed hyperspherical calculations in a public cloud. This enables a highly distributed and fragmented renewable energy production, such as solar, to meet the nearest computational resource, whether in datacenters or in house servers on residential roofs. The ability to address and utilize even the smallest computational units through IPv12 ensures that no computing resource, however minimal, needs to go to waste.

This integration creates a natural foundation for distributed hyperspherical computing while maintaining complete backward compatibility with existing network infrastructure. The simplicity of this approach allows for gradual adoption within GNU systems, or in future GNU Offspring, enabling HALF's distributed computing capabilities without requiring immediate widespread changes.

This convergence of high-bandwidth networks and HALF's addressing scheme through IPv12 sets the foundation for a new computing paradigm where every connected device becomes a potential node in vast hyperspherical calculations.

—

Appendix-B |

A Philosophical out of Paper addendum - Reflections from the Deep

This reflection stems from a fundamental intuition: the path to true artificial intelligence may lie not in simulating how our neurons work, but in connecting more with the underlying living fields from which space-time itself emerges. The recent discovery that bacteria can form neural networks offers a profound insight - life, at its most basic level, already knows how to create conscious networks.

While current AI systems operate on purely symbolic representations, bacterial neural networks - engineered through genetic modifications - exist within the quantum fields of life and consciousness. This suggests a radical shift in approach: instead of building larger symbolic networks, we might achieve deeper intelligence by interfacing with the minimal yet conscious networks formed by genetically engineered bacteria, in the hope that life has direct contact with the underlying fields beneath the classical physics world.

This perspective aligns with the research work of pioneers like Federico Faggin, who transitioned from inventing the microprocessor to developing the first silicon-based neural networks, and then to exploring consciousness itself. His journey from silicon technology through neural networks to consciousness parallels our proposed evolution from symbolic AI to life-integrated computing, where even a minimal adherence to these fundamental fields would likely lead to substantial improvements over AIs that exist purely in a symbolic world.

Other insights from important contemporary thinkers support this direction:

- Dr. Rupert Sheldrake's morphogenetic fields suggest how biological systems maintain and transmit information beyond physical connections
- Dr. Emilio del Giudice's work on water's quantum coherence domains indicates how biological systems might process information at a quantum level
- Dr. Donald Hoffman's research suggests that our perceived reality, including space-time, emerges from deeper consciousness structures

The "errors" or "hallucinations" we observe in current AI systems might be viewed differently in this light - not as failures of symbolic processing, but as hints of the underlying reality trying to express itself (or reject) through our limited computational

frameworks.

Assuming this basic knowledge, there is a clear distinction that may arise between merely symbolic informatics and Bio-informatics (engineered plants or bacteria), which seeks to integrate symbolic representations with a life foundation. Rather than focusing solely on quantum-level processes, we should emphasize understanding how symbolic representations can be connected to the fundamental processes of living systems, particularly through the integration of computational systems with biological organisms like bacteria or plants - with plants offering a simpler substrate requiring only sunlight, water and minimal nutrients, while bacteria need more complex feeding systems.

The future of computing passing through probabilistic and then quantum computing, might not lie "only" in more complex symbolic manipulations, but in learning to interface with the conscious networks that nature already builds with life in general or media like metals (like the plasma metallic hydrogen in the stars) and water. This represents not just a technological advancement, but a fundamental shift in how we understand computation, consciousness, and reality itself.

In this context, HALF research offers an early contribution toward understanding different ways reality may organize itself - through fields, hyperspheres, and fundamental vibrational patterns. These models may provide future pathways to connect with the deeper layers of existence, opening our minds to new possibilities of how information and consciousness might emerge from the basic fabric of reality.

Appendix-C |

N-spherical correspondence of Probabilistic trits / p-trit

extract from the work of Federico Faggiani - fede@simplemachines.it

A Hyperspherical Octantal Harmony between HALF POT Computing and the Faggiani-Claude Sphere

Fundamental Distinctions

The progression from classical bits to p-trits represents increasing degrees of geometric freedom:

1. **Classical Bits:** Discrete poles represent the most constrained case, with perfect state discrimination but no intermediate states.
2. **P-bits:** Movement along great circle through poles introduces continuous probabilistic states but constrains dynamics to a single dimension.
3. **Qubits:** Full spherical access enables quantum phenomena but requires complex amplitudes and faces decoherence challenges.
4. **P-trits:** Positive octant constraint enables practical geometric computing while maintaining sufficient freedom for advanced operations.

This geometric hierarchy reveals p-trits as a natural evolution in computational units, combining:

- Classical reliability through positive constraint
- Probabilistic flexibility through continuous states
- Geometric power through spherical operations
- Practical implementability through real-valued operations

The positive octant constraint, rather than limiting computation, enables robust error correction and natural resonance dynamics impossible in unconstrained systems while maintaining sufficient computational power for advanced applications.

The new Acronym is introduced as POT = Probabilistic Octet of Trits.

This appendix delves into the concept of p-trit computing, a novel paradigm that leverages the geometry of the sphere to create a robust and efficient computational unit. We introduce the Faggiani-Calude (FC) sphere, a specific implementation based on an octet of p-trits, and discuss its profound synergy with the Hyperdimensional Adaptive Lightning Float (HALF) framework.

A.1 P-trits: A Geometric Foundation

Traditional computing relies on bits, which can be either 0 or 1. Quantum computing introduces qubits, which exist in a superposition of 0 and 1. P-trits take a further step by representing information as points on the *positive octant* of a unit sphere. This seemingly simple shift to a geometric representation unlocks significant advantages:

- **Continuous State Space:** A p-trit's state is defined by continuous spherical coordinates (θ, ϕ) , allowing for a richer representation than discrete bits.
- **Geometric Operations:** State transitions occur along *geodesics* (shortest paths on the sphere), providing a natural and efficient way to perform computations.
- **Geometric Computation:** State transitions aren't just flips between 0 and 1; they are movements along *geodesics* – the shortest paths on the sphere's surface. This provides a natural and inherently efficient way to perform computations. Imagine calculating distances; on a sphere, it's not a simple subtraction, but a calculation along a curved path. This inherent complexity is harnessed for computation.
- **Intrinsic Error Resilience:** The spherical geometry provides natural boundaries. If a p-trit's state is perturbed, it's naturally constrained to remain within the positive octant. This provides a level of error correction not found in traditional bit-based systems.
- **Quantum-Like Behavior:** While not fully quantum, p-trits exhibit behaviors reminiscent of quantum systems, such as superposition and interference, due to their continuous state space and wave-like dynamics. This allows for exploring quantum-inspired algorithms without the complexities of building and maintaining true quantum systems.

A.2 The Faggiani-Calude (FC) Sphere: An Octet of P-trits

The FC-sphere leverages the inherent symmetry of the sphere by partitioning it into eight equal-area regions, each representing a p-trit. This creates a powerful 8 p-trit

computational unit. It's like taking eight individual spherical "triangles or 2-simplex" and arranging them to form a complete sphere.

- **Octantal Division:** The sphere is divided into eight equal-area regions, or octants – four in the northern hemisphere and four in the southern hemisphere. Each octant corresponds to a specific p-trit, labeled t_1 through t_8 .
- **Spherical Coordinates:** Each p-trit's state is precisely defined by its spherical coordinates (θ, ϕ) within its designated octant. Think of θ as latitude and ϕ as longitude.
- **Equal Area, Equal Importance:** Each octant (and therefore each p-trit) occupies an equal area of the sphere's surface ($\pi/2$ steradians). This ensures a balanced and symmetrical computational structure.
- **Geodesic Transitions:** State transitions between p-trits occur along great circle arcs (geodesics). This minimizes the "distance" a state needs to travel, leading to efficient computation. The distance between p-trits t_i and t_j is given by:

$$d(t_i, t_j) = \arccos(\cos \theta_i \cos \theta_j + \sin \theta_i \sin \theta_j \cos(\phi_i - \phi_j))$$

A.3 Resonance and Wave Properties: The Music of the Sphere

The FC-sphere isn't just a static geometric construct; it's designed to resonate. The octantal arrangement naturally supports wave-like behavior and resonant interactions between the p-trits.

- **Standing Waves:** Just like a guitar string vibrates at specific frequencies, standing waves can form between opposite octants of the FC-sphere. These standing waves represent stable computational states.
- **Phase Relationships:** The geometric arrangement dictates precise phase relationships between the p-trits. These phase relationships can be used to encode and manipulate information, similar to how phase is used in signal processing.
- **Interference:** Like waves in water, the "waves" associated with different p-trits can interfere with each other. This interference can be constructive (amplifying certain states) or destructive (canceling out others), providing a powerful mechanism for computation.

A.4 The Synergy with HALF: A Perfect Match

The FC-sphere and the HALF framework are deeply complementary. HALF's features provide the ideal environment for realizing the potential of the FC-sphere.

- **Dimensional Mapping:** The FC-sphere inherently maps a 3D space (the conceptual space of the eight p-trits) onto a 2D surface (the sphere itself). This (n-1) dimensional mapping aligns perfectly with the principles of the HALF framework, which emphasizes efficient representation of multidimensional data.
- **Geometric Operations:** HALF is designed to handle geometric transformations efficiently. This is crucial for manipulating the p-trit states on the FC-sphere, as these states are inherently geometric.
- **Wave-Based Computation:** HALF embraces wave-like behavior as a fundamental aspect of computation. The FC-sphere's resonant properties naturally fit within this paradigm, allowing for wave-based algorithms and computations.
- **Robustness and Error Tolerance:** Both the FC-sphere and HALF are designed for robustness. The FC-sphere's geometric constraints and resonant behavior, combined with HALF's error-handling mechanisms, create a highly reliable computational system.

A.5 Implementation and Applications

The FC-sphere's design lends itself to physical implementations using:

- **Resonant Cavities:** Arrays of resonant cavities can be used to stabilize and control p-trit states. Arrays of precisely tuned resonant cavities can be used to physically represent and control the p-trit states. Each cavity would correspond to an octant of the FC-sphere.
- **Phase-Locked Loops:** These can maintain the precise phase relationships between p-trits. PLLs are electronic circuits that can synchronize the phase of oscillators. They can be used to maintain the crucial phase relationships between the p-trits in the FC-sphere.
- **Geometric Waveguides:** These can guide the propagation of state transitions along geodesics. Just as optical fibers guide light, geometric waveguides can be designed to guide the "wave-like" transitions of p-trits along the geodesics of the FC-sphere.

Potential applications include:

- **Quantum Simulation:** The FC-sphere’s quantum-like behavior makes it a promising candidate for simulating quantum systems, offering a potentially more accessible and scalable approach than building full-fledged quantum computers.
- **Pattern Recognition:** The hyperspherical space of the FC-sphere is well-suited for pattern recognition tasks. Patterns can be mapped to points on the sphere, and similarities between patterns can be determined by their geometric proximity.
- **Machine Learning:** New machine learning algorithms can be developed that leverage the unique computational capabilities of the FC-sphere, such as its resonant behavior and continuous state space.
- **Natural Language Processing:** The complex relationships between words and concepts can be represented using the phase and geometric relationships within the FC-sphere, potentially leading to more nuanced and powerful natural language processing systems.

A.6 Future Directions

The FC-sphere represents a promising new direction in computation. Future research will focus on:

- **Scaling Up:** Exploring ways to create larger and more complex computational systems based on the FC-sphere concept, such as nested octantal architectures.
- **Advanced Error Correction:** Developing sophisticated error correction techniques that exploit the inherent symmetries and geometric properties of the FC-sphere.
- **Algorithm Development:** Creating new algorithms specifically tailored to the FC-sphere’s unique architecture and capabilities.
- **Hardware Optimization:** Designing and building specialized hardware to maximize the performance and efficiency of FC-sphere-based computations.
- **Higher Dimensions:** Investigating the potential of p-trit systems in higher dimensions, further expanding the computational possibilities.

The FC-sphere, with its elegant integration of geometry, resonance, and the flexibility of the HALF framework, offers a compelling vision for the future of computation – a future where computation is more natural, more efficient, and more closely aligned with the fundamental principles of the universe, potentially bridging the gap between classical and quantum computing.